



Standard

Stockbroking

Actively Managed Certificate

Global Equity AMC

Return Date: 30/04/2026

Key Facts

Portfolio Managers	Mervin Naidoo, Edward Southey
Launch Date	27/09/2023
Reference Portfolio	Global Equity AMC
Solution Structure	Standard Bank AMC
Benchmark	MSCI ACWI (ZAR)
Note Price	R1,283.21
Number of AMCs in Issue	30 664
Current RPV of this AMC	R39,348,351
Minimum Investment	R36,000
Denomination	ZAR
ISIN	ZAE000327615
JSE Code	AMC010
Current Bid/Offer spread	1% both ways

Important Notice

Please note that the detailed information on AMC010 is contained in the Pricing Supplement of AMC010 which must be read together with the Structured Notes Programme Memorandum of The Standard Bank of South Africa Limited dated 26 January 2021. Holders of the AMC010 certificates must read this Monthly Fact Sheet together with the Pricing Supplement for AMC010 as well as the Programme Memorandum.

Investment Strategy

Standard Stockbroking Global Equity AMC is a South African equity structured note that references companies listed on offshore exchanges. The objective is to provide long-term capital growth and targets returns ahead of the MSCI ACWI TR index in Rands (benchmark). The note is a "long only" product and does not make use of leverage. This is a well-diversified investment offering with between 30 to 40 holdings at any point in time. The investment process is focused on identifying long-term value accretive businesses that we believe are underappreciated by the market. This strategy reflects our best risk-reward house view for Global Equities.

Total Expense Ratio (TER), incl. VAT

The total expense ratio of the Reference Portfolio determined on the date before the publication of this Monthly Fact Sheet is:

TER (indicative)	0.83% p.a.
------------------	------------

Comprising of

Reference Portfolio Manager	0.58%
Issuer Cost	0.25%
Other Costs	—

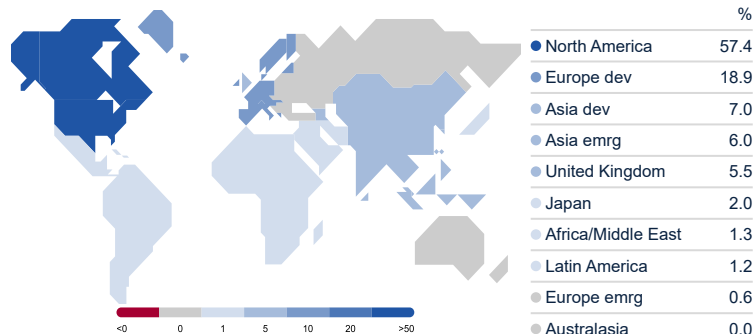
Trailing Returns

Data Point: Return Calculation Benchmark: MSCI ACWI (ZAR)

	1 Month	YTD	1 Year	3 Years	Since Inception
Global Equity AMC	9.49	1.84	11.09	—	12.53
MSCI ACWI (ZAR)	7.49	7.48	17.58	16.27	19.56

Equity Regional Exposure

Portfolio Date: 30/04/2026



Who should invest

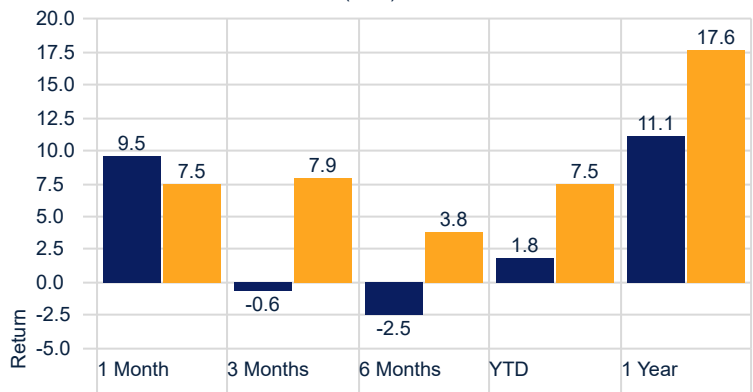
The investment is suitable for long term investors, targeting capital growth through global assets, but wish to invest and retain their investment in Rands. Investors should be willing to tolerate a potentially higher level of volatility and should have an investment time horizon of five years or longer.

Risk Indicator

Aggressive. These investments typically exhibit more volatility given the exposure to equities, which may result in capital losses. ...

Returns

Calculation Benchmark: MSCI ACWI (ZAR)



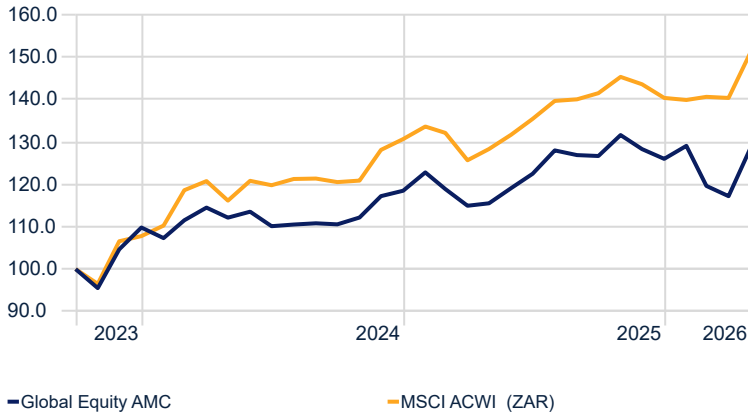
■ Global Equity AMC

■ MSCI ACWI (ZAR)



Global Equity AMC

Investment Growth



Top Holdings

Portfolio Date: 30/04/2026

	Portfolio Weighting %
NVIDIA Corp	4.48
Apple Inc	3.68
Microsoft Corp	2.80
Micron Technology Inc	2.75
Amazon.com Inc	2.49
Intel Corp	2.19
Alphabet Inc Class A	2.07
Broadcom Inc	1.83
Alphabet Inc Class C	1.76
Cisco Systems Inc	1.41

Glossary Summary

"AMC" means actively managed certificates, being notes issued by an issuer which offer investors exposure to the performance of a single portfolio of underlying assets which are discretionarily managed by a third party in terms of a pre-determined strategy.

"TER" means total expense ratio, this ratio shows the charges, levies and fees relating to the management of the portfolio and is expressed as a percentage of the average net asset value of the portfolio, calculated over the period shown and annualised to the most recently completed quarter. A higher TER does not necessarily imply a poor return, nor does a low TER imply a good return. The current TER should not be regarded as an indication of future TERs.

"RPV" means reference portfolio value. The RPV is the total value of all the components in the Reference portfolio of the AMC including any income accruals and less any permissible deductions, which may include fees, brokerage, service fees, securities transfer fees and bank charges. The price of the AMC is calculated by dividing the RPV by the number of AMCs in issue.

Counterparty Exposure of the Reference Portfolio

See Counterparty Exposure in the Table of Top Holdings on page 1 of this document. The Reference Portfolio has no single Counterparty Exposure which exposes the Reference Portfolio to counterparty risk higher than that permitted by regulation.

Changes to the liquidity risk of the Reference Portfolio

There have been no changes to the liquidity risk of the Reference Portfolio during the reporting period preceding the date before the publication of this Monthly Fact Sheet. The AMC typically will have a moderate to high exposure and will have exposure to offshore markets which may result in capital volatility over the short term.

Specific Risks to Consider

Counterparty risk: The AMC is an on-balance sheet holding, the investor therefore bares risk associated with the issuing entity (Standard Bank South Africa).
 Portfolio risk: Price movements of the underlying stocks and ETFs referenced by the AMC will influence risk associated with the portfolio.
 Investment strategy: Poor investment strategy (or execution thereof) by the investment manager will adversely affect performance.

Investment Manager

INVESTMENT MANAGER: Standard Stockbroking (a division of SBG Securities (Pty) Ltd)
 EMAIL ADDRESS: StandardStockbroking@standardbank.co.za
 PHYSICAL ADDRESS: 30 Baker Street, 8th Floor, Rosebank, 2196
 TELEPHONE NUMBER: 021 670 6437 / 021 670 6433
 WEBSITE: www.standardbank.co.za

Trading desk: +27 11 415 7868

Disclaimer

DISCLOSURE ON PRICING PLACING DOCUMENT OR PRICING SUPPLEMENT

The placing document or pricing supplement includes the detailed information pertaining to this AMC and investors must ensure that the factsheet is read in conjunction with the placing document or pricing supplement.

This report is not directed to, or intended for distribution to or use by, any person or entity who is a citizen or resident of or located in any locality, state, country or other jurisdiction where such distribution, publication, availability or use would be contrary to law or regulation or which would subject SBG Securities to any registration or licensing requirement within such jurisdiction. All material presented in this report, unless specifically indicated otherwise, is under copyright to SBG Securities. None of the material, nor its content, nor any copy of it, may be altered in any way, transmitted to, copied or distributed to any other party, without the prior express written permission of SBG Securities. All trademarks, service marks and logos used in this report are trademarks or service marks or registered trademarks or service marks of SBG Securities or its affiliates.

The information, tools and material presented in this report are provided to you for information purposes only and are not to be used or considered as an offer or the solicitation of an offer to sell or to buy or subscribe for securities or other financial instruments. SBG Securities may not have taken any steps to ensure that the securities referred to in this report are suitable for any particular investor. SBG Securities will not treat recipients as its customers by virtue of their receiving the report. The investments or services contained or referred to in this report may not be suitable for you and it is recommended that you consult an independent investment advisor if you are in doubt about such investments or investment services. Nothing in this report constitutes investment, legal, accounting or tax advice or a representation that any investment or strategy is suitable or appropriate to your individual circumstances or otherwise constitutes a personal recommendation to you. SBG Securities does not offer advice on the tax consequences of investment and you are advised to contact an independent tax adviser. Please note in particular that the bases and levels of taxation may change.

SBG Securities accepts no liability for loss arising from the use of the material presented in this report, except that this exclusion of liability does not apply to the extent that liability arises under specific statutes or regulations applicable to SBG Securities.

Past performance should not be taken as an indication or guarantee of future performance, and no representation or warranty, express or implied, is made regarding future performance. Information, opinions and estimates contained in this report reflect a judgment at its original date of publication by SBG Securities and are subject to change without notice. The price, value of and income from any of the securities or financial instruments mentioned in this report can fall as well as rise. The value of securities and financial instruments is subject to exchange rate fluctuation that may have a positive or adverse effect on the price or income of such securities or financial instruments. Investors in securities such as AMCs, the values of which are influenced by currency volatility effectively assume this risk.

Structured securities are complex instruments, typically involve a high degree of risk and are intended for sale only to sophisticated investors who are capable of understanding and assuming the risks involved. The market value of any structured security may be affected by changes in economic, financial and political factors (including, but not limited to, spot and forward interest and exchange rates), time to maturity, market conditions and volatility, and the credit quality of any issuer or reference issuer. Any investor interested in purchasing a structured product should conduct their own investigation and analysis of the product and consult with their own professional advisers as to the risks involved in making such a purchase.